



## Features :



Single Welded Joint Design



5 years warranty For Inner Tank



Enamel Coating Inner Tank



Double Thermal Safety Cut-Out

## Reliable Name

When it comes to storage heater tank design, none can surpass Beebest's indelible high mark of excellence.

## Centralized Multipoint System

Storage Tank  
Water Heater



Now, you can enjoy hot water at every tap of your home for bath, cooking or washing. Beebest Storage


---

## Enamel Coating Inner Tank

### What is ENAMEL?

Enamel, is a material made by fusing powdered glass to a substrate by high temperature, usually betw

The 0.5mm enamel coating on storage water heater is a latest technology to prevent corrosion while the



**Uses 2mm Cold Rolled Steel (CRS) as raw material in Inner tank production**

### Enamel Inner Tank

#### with Exclusive Single Welded Line Design

Provides several times the corrosion resistance and anti-rust effects compared to standard inner tank

Single welded line on the inner tank, reduces over 70% chances of water leakage.

Superior long life span.

Passed multiple testing including :

Acid uric test : Tested Pass

Anti-alkaline test : Tested Pass

Fatigue test : 0.8Mpa/ 8 Bars/ 116 P.S.I.

300,000 times cycle tested. (UL Standard : only 100,000 times.





**Single welded joint design, reduces water leakage risk and 5years warranty for inner tank**

## Specification Specification

<b>Model</b>	<b>BSH-30LH</b>	<b>BSH-40LH</b>	<b>BSH-50LH</b>
Capacity (L)	30L	40L	50L
Rated Power	3000W	3000W	3000W
Rated Voltage	240V	240V	240V
Rated Current	12.5A	12.5A	12.5A
Frequency	50/60Hz	50	/60
Min Start Pressure	0.05Mpa	0.05Mpa	0.05Mpa
Rate Pressure	0.8Mpa	0.8Mpa	0.8Mpa
Rated Max Temp. (°C)	75	75	75

## Beebest Electric Storage Water Heater

---

Waterproof Degree	IPX4	IPX4	IPX4
Product Size (mm)	□ 380X540	□ 380X640	□ 380X740
Packing Dimension (mm)	440x440x570	440x440x670	440x440x770
Net Weight (kgs)	12.5	14.6	16.3
Gross Weight (kgs)	15.5	18.2	20.1
Water Filled Weight (kgs)	42.5	54.6	66.3
Multiple Connection	1	1	1
No. of People	1	1-2	1-2
 Recommend for Shower	<input checked="" type="checkbox"/>		
 Long Bath	<input checked="" type="checkbox"/>		

 Jacuzzi 

## Advantages



Single welded joint



Cold Rolled Steel (CRS), high quality 2mm thickness material, can withstand higher temperature & stress



Beebest Enamel coating 0.5mm inner tank



Fully Tested Approved & Certified by Slim & Suruhanjaya Tenaga



Heating element are made of Incoloy material, longer lifespan : can withstand hard water, higher temperature.



Magnesium anode to purify water and prevent heating element from corrosion



Thicker Polyurethane (PUF) insulation layer, to prevent heat loss & conserve energy saving



Double Thermostats for Extra Thermal Cut-Off Safety, The first thermal cut-out will switch off the heater



Special "U" bracket for easy installation, Suitable for wall, floor & ceiling mounting



2 way safety valve :

To release water when pressure too high to prevent excessive pressure build-up inside tank to avoid explosion

To prevent water backflow out from tank to avoid dry heating element inside tank



All the parts can be recycled, environment friendly



HR Isolation Barrier

## Measurement Manual

[Download Storage Tank Manual Book](#)

